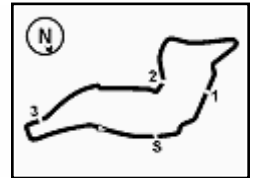




6th ROUND



USA + ASIA - Analysis Race 1

Imola Auto 4.909 m

Start at 9:24'24.050

3 / 6

18	35.725	37.655	31.496	18.546	2'03.422	82,3	9:57'33.664	19	23.371	48.312	1'06.720	36.829	2'55.232	10:00'32.031	
19	24.153	49.945	1'06.404	37.140	2'57.642		10:00'31.306	20	1'00.271	53.010	52.889	28.441	3'14.611	74,2	10:03'46.642
20	59.898	53.184	53.031	28.659	3'14.772	77,9	10:03'46.078	21	23.779	34.346	29.725	18.220	1'46.070	259,0	10:05'32.712
21	23.500	34.233	29.592	18.023	1'45.348	249,4	10:05'31.426	22	21.895	34.003	29.570	18.157	1'43.625	276,2	10:07'16.337
22	21.711	33.783	29.252	18.072	1'42.818	276,2	10:07'14.244	23	21.914	33.953	29.519	18.101	1'43.487	274,1	10:08'59.824
23	21.614	33.752	29.255	17.978	1'42.599	276,2	10:08'56.843	24	21.869	34.138	29.465	18.233	1'43.705	275,5	10:10'43.529
24	21.521	33.712	29.402	17.991	1'42.626	274,8	10:10'39.469	25	23.051	34.200	29.496	18.508	1'45.255	273,4	10:12'28.784
25	21.688	33.922	29.438	18.380	1'43.428	273,4	10:12'22.897	26	21.867	34.106	29.475	18.298	1'43.746	275,5	10:14'12.530
26	21.638	33.720	29.572	18.121	1'43.051	272,7	10:14'05.948	27	21.774	33.954	29.553	18.290	1'43.571	276,2	10:15'56.101
27	21.709	33.669	29.707	18.259	1'43.344	272,7	10:15'49.292								Race Time 51'32.051

Race Time 51'25.242 + 0.507Pen

155 XR Consulting, LLC (1'43.287)

134 Change Racing (1'42.031)

Lap	Seg.1	Seg.2	Seg.3	Seg.4	Lap Time	km/h	Local Time
Jeroen Mul							
1				18.480	1'49.371		9:26'13.421
2	22.229	34.305	29.634	18.275	1'44.443	276,2	9:27'57.864
3	21.875	33.811	29.312	18.086	1'43.084	276,9	9:29'40.948
4	21.700	33.987	29.271	18.103	1'43.061	276,2	9:31'24.009
5	21.926	33.842	29.253	18.245	1'43.266	277,6	9:33'07.275
6	22.612	34.636	29.187	18.115	1'44.550	278,4	9:34'51.825
7	21.589	33.602	29.122	18.173	1'42.486	276,9	9:36'34.311
8	21.522	33.796	29.374	18.275	1'42.967	277,6	9:38'17.278
9	21.655	33.686	29.252	18.111	1'42.704	276,9	9:39'59.982
10	21.635	33.762	29.322	18.098	1'42.817	279,1	9:41'42.799
11	21.722	33.644	29.788	18.175	1'43.329	276,2	9:43'26.128
12	21.782	33.671	29.217	2'00.034	3'24.704P	276,9	9:46'50.832
13	23.095	33.853	29.182	18.845	1'44.975P	192,9	9:48'35.807
14	22.561	33.513	29.224	18.137	1'43.435	272,0	9:50'19.242
15	21.858	33.669	29.125	18.155	1'42.807	274,1	9:52'02.049
16	21.551	33.770	29.234	18.769	1'43.324	278,4	9:53'45.373
17	22.118	33.827	29.231	18.791	1'43.967	276,9	9:55'29.340
18	35.857	36.366	31.326	18.950	2'02.499	97,2	9:57'31.839
19	23.687	51.042	1'05.865	37.296	2'57.890		10:00'29.729
20	59.807	54.155	52.863	29.383	3'16.208	72,5	10:03'45.937
21	23.367	34.206	29.373	18.058	1'45.004	250,6	10:05'30.941
22	21.587	33.612	29.254	18.079	1'42.532	277,6	10:07'13.473
23	21.640	33.584	29.141	18.011	1'42.376	277,6	10:08'55.849
24	21.616	33.486	28.962	17.967	1'42.031	276,9	10:10'37.880
25	21.565	33.511	28.983	18.004	1'42.063	277,6	10:12'19.943
26	21.587	33.522	29.157	18.004	1'42.270	274,8	10:14'02.213
27	21.606	33.534	28.954	18.002	1'42.096	276,2	10:15'44.309

Race Time 51'20.259

157 Wayne Taylor Racing (1'45.276)

150 Change Racing (1'42.507)

Lap	Seg.1	Seg.2	Seg.3	Seg.4	Lap Time	km/h	Local Time
Edoardo Piscopo							
1				18.396	1'48.828		9:26'12.878
2	22.391	33.951	29.564	18.359	1'44.265	272,0	9:27'57.143
3	22.057	33.741	29.282	18.134	1'43.214	272,7	9:29'40.357
4	21.844	34.105	29.157	18.162	1'43.268	274,1	9:31'23.625
5	21.859	33.686	29.340	18.216	1'43.101	273,4	9:33'06.726
6	22.451	33.950	29.325	18.133	1'43.859	274,8	9:34'50.585
7	21.721	33.696	29.281	18.112	1'42.810	272,7	9:36'33.395
8	21.711	33.800	29.180	18.125	1'42.816	273,4	9:38'16.211
9	21.647	33.631	29.493	18.081	1'42.852	273,4	9:39'59.063
10	21.685	33.931	29.164	18.076	1'42.856	275,5	9:41'41.919
11	21.668	33.542	29.192	18.105	1'42.507	274,1	9:43'24.426
12	21.738	33.751	29.298	18.171	1'42.958	274,1	9:45'07.384
13	21.789	33.803	29.318	18.247	1'43.157	274,1	9:46'50.541
14	21.710	33.786	29.430	1'56.965	3'21.891P	272,7	9:50'12.432
15	23.415	35.190	30.379	18.745	1'47.729P	193,2	9:52'00.161
16	22.104	34.426	29.735	18.684	1'44.949	274,1	9:53'45.110
17	23.375	35.089	29.698	18.524	1'46.686	273,4	9:55'31.796
Taylor Proto							
18	35.883	37.909	32.363	18.848	2'05.003	84,6	9:57'36.799

17/11/2017

P = Pits In/Out - C = Lap-Time Cancelled

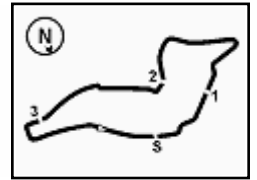
Powered by FICR IMOLA - PERUGIA TIMING





6th ROUND

SQUADRA CORSE



USA + ASIA - Analysis Race 1

Imola Auto 4.909 m

Start at 9:24'24.050

4 / 6

21	23.993	37.469	33.615	18.480	1'53.557	252,3	10:05'47.343	22	22.963	34.766	30.329	18.460	1'46.518	250,6	10:07'28.229
22	22.696	35.101	31.474	18.559	1'47.830	257,8	10:07'35.173	23	22.290	34.530	30.975	18.915	1'46.710	275,5	10:09'14.939
23	22.799	34.985	30.767	18.579	1'47.130	254,1	10:09'22.303	24	21.997	34.641	29.974	18.285	1'44.897	276,9	10:10'59.836
24	22.525	34.519	30.477	18.503	1'46.024	267,3	10:11'08.327	25	22.137	34.630	30.622	18.458	1'45.847	276,9	10:12'45.683
25	22.475	34.569	30.178	18.402	1'45.624	276,9	10:12'53.951	26	21.996	34.341	29.684	18.614	1'44.635	276,2	10:14'30.318
26	22.758	34.599	30.143	18.838	1'46.338	251,7	10:14'40.289	27	22.214	34.642	29.807	18.456	1'45.119	276,9	10:16'15.437
27	22.896	34.654	30.303	18.552	1'46.405	276,2	10:16'26.694								Race Time 51'51.387

Race Time 52'02.644

205 FFF Racing Team (1'43.604)

178 Antonelli (1'43.688)							
Lap	Seg.1	Seg.2	Seg.3	Seg.4	Lap Time	km/h	Local Time

JC Perez							
1				18.843	1'54.965		9:26'19.015
2	22.652	35.351	30.047	18.476	1'46.526	274,1	9:28'05.541
3	22.393	34.793	29.774	18.358	1'45.318	274,1	9:29'50.859
4	22.102	34.815	29.706	18.414	1'45.037	274,8	9:31'35.896
5	22.115	34.970	29.920	18.231	1'45.236	274,8	9:33'21.132
6	21.964	34.409	29.638	18.284	1'44.295	275,5	9:35'05.427
7	21.934	35.902	30.605	18.849	1'47.290	275,5	9:36'52.717
8	21.891	34.101	29.795	18.167	1'43.954	274,8	9:38'36.671
9	21.836	34.346	29.679	18.540	1'44.401	276,9	9:40'21.072
10	21.968	34.338	29.704	18.206	1'44.216	276,9	9:42'05.288
11	22.133	34.403	29.603	18.522	1'44.661	273,4	9:43'49.949
12	21.842	34.255	29.595	18.189	1'43.881	274,1	9:45'33.830
13	21.995	34.363	29.752	18.312	1'44.422	274,8	9:47'18.252
14	22.649	34.929	30.693	18.486	1'46.757	266,7	9:49'05.009
15	22.029	34.622	29.825	2'02.754	3'29.230P	274,1	9:52'34.239
16	22.899	34.840	29.967	18.188	1'45.894P	194,9	9:54'20.133
17	21.833	34.152	31.974	19.632	1'47.591	274,1	9:56'07.724
18	24.292	41.301	30.934	18.831	1'55.358	267,3	9:58'03.082
19	23.288	36.777	58.145	35.223	2'33.433		10:00'36.515
20	1'00.895	51.670	52.363	26.831	3'11.759	83,2	10:03'48.274
21	23.746	1'15.948	30.262	18.485	2'28.441	261,5	10:06'16.715
22	21.943	34.319	29.462	18.195	1'43.919	273,4	10:08'00.634
23	21.827	34.206	29.496	18.159	1'43.688	272,7	10:09'44.322
24	21.838	34.656	29.592	18.317	1'44.403	272,0	10:11'28.725
25	22.115	34.721	29.534	18.594	1'44.964	274,1	10:13'13.689
26	21.925	34.984	29.940	18.527	1'45.376	274,8	10:14'59.065
27	22.342	34.813	29.990	18.423	1'45.568	264,7	10:16'44.633

Race Time 52'20.583

211 Clazzio Racing Team (1'41.498)

202 Leipert Motorsport (1'43.419)							
Lap	Seg.1	Seg.2	Seg.3	Seg.4	Lap Time	km/h	Local Time

Ben Gerssekowski							
1		35.087	30.116	18.241	2'43.834		9:27'07.884
2	22.190	34.514	29.519	18.182	1'44.405	273,4	9:28'52.289
3	22.091	34.123	29.506	18.176	1'43.896	273,4	9:30'36.185
4	21.868	33.983	30.033	18.499	1'44.383	273,4	9:32'20.568
5	21.934	34.262	29.854	18.034	1'44.084	276,9	9:34'04.652
6	21.767	34.231	29.553	18.139	1'43.690	274,1	9:35'48.342
7	22.377	34.917	29.737	18.174	1'45.205	274,1	9:37'33.547
8	21.833	34.089	29.385	18.112	1'43.419	273,4	9:39'16.966
9	21.853	34.061	29.938	18.097	1'43.949	274,1	9:41'00.915
10	21.921	33.985	29.557	19.659	1'45.122	274,8	9:42'46.037
11	21.993	34.187	29.731	18.098	1'44.009	275,5	9:44'30.046
12	21.985	33.908	29.728	18.607	1'44.228	276,9	9:46'14.274
13	22.166	33.859	29.729	18.297	1'44.051	271,4	9:47'58.325
14	21.709	34.062	29.688	18.240	1'43.699	273,4	9:49'42.024
15	22.011	34.093	29.667	19.675	1'45.446	273,4	9:51'27.470
Rory Collingbourne							
16	21.989	33.951	29.632	1'55.373	3'20.945P	273,4	9:54'48.415
17	24.532	47.433	34.924	22.081	2'08.970P	192,5	9:56'57.385
18	37.039	57.323	45.717	24.417	2'44.496		9:59'41.881
19	33.346	39.251	32.226	19.385	2'04.208	135,0	10:01'46.089
20	25.028	39.121	40.006	22.992	2'07.147	215,6	10:03'53.236
21	22.914	36.221	30.591	18.749	1'48.475	266,0	10:05'41.711

211 Clazzio Racing Team (1'41.498)							
Lap	Seg.1	Seg.2	Seg.3	Seg.4	Lap Time	km/h	Local Time

Kei Cozzolino							
1		34.286	29.615	18.245	2'42.019		9:27'06.069
2	21.770	33.455	29.265	18.038	1'42.528	272,0	9:28'48.597
3	21.660	33.278	29.209	17.944	1'42.091	272,7	9:30'30.688
4	21.582	33.034	29.028	17.854	1'41.498	272,7	9:32'12.186
5	21.498	34.586	30.796	18.028	1'44.908	272,7	9:33'57.094
6	21.594	33.484	29.450	17.937	1'42.465	274,1	9:35'39.559
7	21.696	33.515	29.366	18.130	1'42.707	273,4	9:37'22.266
8	21.627	33.661	29.395	18.093	1'42.776	273,4	9:39'05.042
9	21.576	33.483	29.490	18.099	1'42.648	274,1	9:40'47.690
10	21.689	33.568	30.356	18.553	1'44.166	274,1	9:42'31.856
11	21.633	33.668	29.804	18.112	1'43.217	275,5	9:44'15.073
12	22.448	34.090	29.359	18.116	1'44.013		9:45'59.086
Afiq Yazid							
13	21.516	33.267	29.208	2'00.139	3'24.130P	273,4	9:49'23.216
14	23.689	34.369	30.217	18.248	1'46.523P	194,2	9:51'09.739
15	21.768	33.590	29.629	18.096	1'43.083	273,4	9:52'52.822
16	21.503	33.793	29.692	18.024	1'43.012	274,1	9:54'35.834
17	21.596	40.115	46.324	28.986	2'17.021	276,2	9:56'52.855
18	40.933	57.201	45.736	24.479	2'48.349	119,1	9:59'41.204
19	33.495	39.071	31.827	18.851	2'03.244	127,5	10:01'44.448
20	26.002	39.100	40.207	22.896	2'08.205	204,2	10:03'52.653
21	22.823	35.554	29.850	18.583	1'46.810	270,0	10:05'39.463

17/11/2017

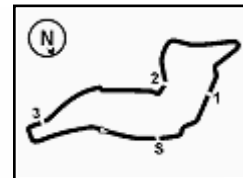
P = Pits In/Out - C = Lap-Time Cancelled

Powered by FICR IMOLA - PERUGIA TIMING





6th ROUND



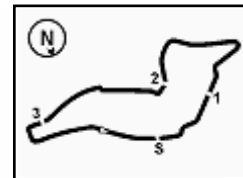
Imola Auto 4.909 m

USA + ASIA - Pit Times Race 1

No.	Entrant	Driver		Race Time	Local Time	Time
101	Wayne Taylor Racing	R.AGOSTINI	PIT IN	23'58.908	9:48'22.958	
		T.HINDMAN	PIT OUT	25'41.204	9:50'05.254	1'42.296
102	XR Consulting, LLC	R.HARDWICK	PIT IN	21'10.031	9:45'34.081	
			PIT OUT	22'56.713	9:47'20.763	1'46.682
103	Antonelli	R.CHOUEST	PIT IN	23'24.589	9:47'48.639	
			PIT OUT	25'12.447	9:49'36.497	1'47.858
110	Wayne Taylor Racing	M.BERETTA	PIT IN	24'08.673	9:48'32.723	
			PIT OUT	26'23.493	9:50'47.543	2'14.820
111	Wayne Taylor Racing	S.MONK	PIT IN	22'12.770	9:46'36.820	
			PIT OUT	24'09.792	9:48'33.842	1'57.022
			PIT IN	39'25.898	10:03'49.948	
116	Change Racing	A.VERSTEEG	PIT IN	24'22.715	9:48'46.765	
			PIT OUT	26'09.326	9:50'33.376	1'46.611
117	Change Racing	B.THienes	PIT IN	26'23.091	9:50'47.141	
			PIT OUT	28'06.370	9:52'30.420	1'43.279
			PIT IN	44'50.216	10:09'14.266	
118	Change Racing	E.ANASSIS	PIT IN	21'08.521	9:45'32.571	
			PIT OUT	22'52.105	9:47'16.155	1'43.584
			PIT IN	30'01.019	9:54'25.069	
130	Change Racing	B.GDOVIC	PIT IN	22'29.055	9:46'53.105	
			PIT OUT	24'11.886	9:48'35.936	1'42.831
134	Change Racing	J.MUL	PIT IN	20'42.089	9:45'06.139	
			PIT OUT	22'26.782	9:46'50.832	1'44.693
150	Change Racing	E.PISCOPO	PIT IN	24'06.658	9:48'30.708	
			PIT OUT	25'48.382	9:50'12.432	1'41.724
155	XR Consulting, LLC	Y.HARATA	PIT IN	20'55.106	9:45'19.156	
			PIT OUT	22'42.013	9:47'06.063	1'46.907
157	Wayne Taylor Racing	C.CASSELS	PIT IN	21'37.817	9:46'01.867	
			PIT OUT	23'21.606	9:47'45.656	1'43.789
178	Antonelli	J.PEREZ	PIT IN	26'24.023	9:50'48.073	
			PIT OUT	28'10.189	9:52'34.239	1'46.166
202	Leipert Motorsport	B.GERSEKOWSKI	PIT IN	28'44.172	9:53'08.222	
		R.COLLINGBOURNE	PIT OUT	30'24.365	9:54'48.415	1'40.193
205	FFF Racing Team	J.BARTHOLOMEW	PIT IN	23'32.637	9:47'56.687	
		R.GODDARD	PIT OUT	25'13.628	9:49'37.678	1'40.991
211	Clazzio Racing Team	K.COZZOLINO	PIT IN	23'14.334	9:47'38.384	
		A.YAZID	PIT OUT	24'59.166	9:49'23.216	1'44.832
228	X-One Racing Team	A.HARYANTO	PIT IN	20'21.349	9:44'45.399	
		M.PAVLOVIC	PIT OUT	22'03.082	9:46'27.132	1'41.733
233	Leipert Motorsport	M.ESKELINEN	PIT IN	20'24.873	9:44'48.923	
		M.EBENAL	PIT OUT	22'05.209	9:46'29.259	1'40.336
237	GDL Racing Team	N.FARMER	PIT IN	20'25.825	9:44'49.875	
		R.BREUKERS	PIT OUT	22'04.570	9:46'28.620	1'38.745



6th ROUND



Imola Auto 4.909 m

USA + ASIA - Pit Times Race 1

No.	Entrant	Driver		Race Time	Local Time	Time
237	GDL Racing Team	R.BREUKERS	PIT IN	43'01.835	10:07'25.885	
			PIT OUT	43'42.855	10:08'06.905	41.020
250	FFF Racing Team	C.SCHREINER	PIT IN	20'17.443	9:44'41.493	
		A.DI FOLCO	PIT OUT	21'59.165	9:46'23.215	1'41.722
257	GDL Racing Team	A.JOSEPHSOHN	PIT IN	22'45.960	9:47'10.010	
			PIT OUT	24'39.644	9:49'03.694	1'53.684
266	Top Speed Racing Team	S.CHAN	PIT IN	27'17.108	9:51'41.158	
		G.CHOU	PIT OUT	28'59.467	9:53'23.517	1'42.359
277	Top Speed Racing Team	S.WEERABORWORNPON	PIT IN	27'03.463	9:51'27.513	
			PIT OUT	28'51.479	9:53'15.529	1'48.016
288	Petri Corse	G.MURRONI	PIT IN	23'31.930	9:47'55.980	
			PIT OUT	25'18.430	9:49'42.480	1'46.500
203	Lazarus	Toby Sowery				