

## USA + ASIA - Chronological Analysis Race 1

Autodromo Vallelunga 4.085 m

Start at 8:58'03.744

3 / 7

|    |        |               |        |          |           |              |             |    |        |        |        |          |           |              |             |
|----|--------|---------------|--------|----------|-----------|--------------|-------------|----|--------|--------|--------|----------|-----------|--------------|-------------|
| 23 | 12.573 | 32.501        | 29.411 | 20.637   | 1'35.122  | 243,2        | 9:37'01.087 | 16 | 12.911 | 33.172 | 29.020 | 1'55.622 | 3'10.725P | 243,2        | 9:26'06.350 |
| 24 | 12.541 | <b>32.274</b> | 28.945 | 20.738   | 1'34.498  | 243,2        | 9:38'35.585 | 17 | 17.652 | 33.020 | 28.952 | 20.777   | 1'40.401P | 243,8        | 9:27'46.751 |
| 25 | 12.507 | 32.559        | 29.259 | 20.866   | 1'35.191  | 242,7        | 9:40'10.776 | 18 | 12.913 | 32.876 | 29.558 | 20.878   | 1'36.225  | 243,2        | 9:29'22.976 |
| 26 | 12.636 | 32.341        | 29.595 | 20.869   | 1'35.441  | 243,8        | 9:41'46.217 | 19 | 12.918 | 33.126 | 29.454 | 20.903   | 1'36.401  | 243,2        | 9:30'59.377 |
| 27 | 12.540 | 32.634        | 43.047 | 2'08.680 | 3'36.901P | 242,7        | 9:45'23.118 | 20 | 12.888 | 33.201 | 29.292 | 20.958   | 1'36.339  | <b>244,3</b> | 9:32'35.716 |
| 28 | 17.612 | 34.497        | 29.800 | 20.956   | 1'42.865P | 238,9        | 9:47'05.983 | 21 | 13.130 | 33.467 | 29.318 | 21.051   | 1'36.966  | 243,2        | 9:34'12.682 |
| 29 | 12.961 | 34.618        | 29.558 | 20.824   | 1'37.961  | 182,7        | 9:48'43.944 | 22 | 13.222 | 33.543 | 29.279 | 21.000   | 1'37.044  | 242,7        | 9:35'49.726 |
| 30 | 12.820 | 32.472        | 30.650 | 21.080   | 1'37.022  | <b>244,3</b> | 9:50'20.966 | 23 | 12.961 | 33.241 | 30.768 | 21.000   | 1'37.970  | 243,8        | 9:37'27.696 |

Race Time 52'17.222 + 0.180Pen

### 150 US Race Tronics (1'32.869)

| Lap             | Seg.1         | Seg.2         | Seg.3         | Seg.4    | Lap Time        | km/h         | Local Time  |
|-----------------|---------------|---------------|---------------|----------|-----------------|--------------|-------------|
| Edoardo Piscopo |               |               |               |          |                 |              |             |
| 1               |               |               | 29.333        | 20.159   | 2'24.444        | 242,7        | 9:00'28.188 |
| 2               | 12.452        | 32.128        | 28.724        | 20.121   | 1'33.425        | 243,8        | 9:02'01.613 |
| 3               | 12.355        | 32.006        | <b>28.464</b> | 20.044   | <b>1'32.869</b> | 243,2        | 9:03'34.482 |
| 4               | 12.300        | 32.159        | 28.538        | 20.091   | 1'33.088        | <b>244,3</b> | 9:05'07.570 |
| 5               | 12.212        | 32.074        | 28.563        | 20.169   | 1'33.018        | 243,8        | 9:06'40.588 |
| 6               | 12.325        | 32.526        | 28.886        | 20.139   | 1'33.876        | <b>244,3</b> | 9:08'14.464 |
| 7               | 12.245        | 32.143        | 28.567        | 20.169   | 1'33.124        | 244,9        | 9:09'47.588 |
| 8               | 12.254        | 32.451        | 29.352        | 20.296   | 1'34.353        | 244,9        | 9:11'21.941 |
| 9               | 12.213        | 32.160        | 28.488        | 20.180   | 1'33.041        | 244,9        | 9:12'54.982 |
| 10              | 12.188        | 32.064        | 28.503        | 20.196   | 1'32.951        | 245,5        | 9:14'27.933 |
| 11              | 12.174        | 32.080        | 28.530        | 20.168   | 1'32.952        | 244,9        | 9:16'00.885 |
| 12              | 12.243        | 32.209        | 28.536        | 20.187   | 1'33.175        | 244,9        | 9:17'34.060 |
| 13              | 12.185        | 32.305        | 28.682        | 20.222   | 1'33.394        | 244,3        | 9:19'07.454 |
| 14              | 12.194        | 32.247        | 28.633        | 20.234   | 1'33.308        | 244,3        | 9:20'40.762 |
| 15              | <b>12.172</b> | <b>31.988</b> | 28.644        | 20.318   | 1'33.122        | 245,5        | 9:22'13.884 |
| 16              | 12.903        | 32.551        | 28.649        | 20.262   | 1'34.365        | 244,9        | 9:23'48.249 |
| Taylor Proto    |               |               |               |          |                 |              |             |
| 17              | 12.226        | 32.123        | 29.018        | 1'43.200 | 2'56.567P       | 244,9        | 9:26'44.816 |
| 18              | 15.846        | 32.499        | 28.934        | 20.362   | 1'37.641P       | 243,8        | 9:28'22.457 |
| 19              | 12.428        | 32.376        | 28.655        | 20.299   | 1'33.758        | 244,9        | 9:29'56.215 |
| 20              | 12.406        | 32.126        | 28.854        | 20.585   | 1'33.971        | 245,5        | 9:31'30.186 |
| 21              | 12.691        | 32.226        | 28.788        | 20.309   | 1'34.014        | 244,3        | 9:33'04.200 |
| 22              | 12.382        | 32.252        | 28.989        | 20.310   | 1'33.933        | 244,3        | 9:34'38.133 |
| 23              | 12.318        | 32.286        | 28.977        | 20.345   | 1'33.926        | 244,9        | 9:36'12.059 |
| 24              | 12.280        | 32.542        | 28.920        | 20.366   | 1'34.108        | 244,9        | 9:37'46.167 |
| 25              | 12.411        | 33.035        | 30.135        | 20.516   | 1'36.097        | 245,5        | 9:39'22.264 |
| 26              | 12.324        | 32.528        | 29.016        | 20.405   | 1'34.273        | <b>246,0</b> | 9:40'56.537 |
| 27              | 12.262        | 32.337        | 29.358        | 20.781   | 1'34.738        | 245,5        | 9:42'31.275 |
| 28              | 12.631        | 33.072        | 29.926        | 20.274   | 1'35.903        | 245,5        | 9:44'07.178 |
| 29              | 12.406        | 32.535        | 32.673        | 20.730   | 1'38.344        | <b>246,0</b> | 9:45'45.522 |
| 30              | 12.524        | 33.190        | 29.355        | 20.802   | 1'35.871        | 245,5        | 9:47'21.393 |
| 31              | 12.759        | 32.825        | 29.187        | 20.558   | 1'35.329        | <b>246,0</b> | 9:48'56.722 |
| 32              | 12.281        | 32.543        | 29.704        | 21.103   | 1'35.631        | <b>246,0</b> | 9:50'32.353 |

Race Time 52'28.609

### 166 P1 Motorsport (1'35.113)

| Lap            | Seg.1         | Seg.2         | Seg.3         | Seg.4  | Lap Time        | km/h         | Local Time  |
|----------------|---------------|---------------|---------------|--------|-----------------|--------------|-------------|
| Brett Meredith |               |               |               |        |                 |              |             |
| 1              |               |               | 30.962        | 20.681 | 2'29.894        | 241,1        | 9:00'33.638 |
| 2              | 13.072        | 33.000        | 29.469        | 20.613 | 1'36.154        | 243,8        | 9:02'09.792 |
| 3              | 12.828        | 32.863        | 28.920        | 20.636 | 1'35.247        | 243,2        | 9:03'45.039 |
| 4              | 12.904        | <b>32.620</b> | 29.103        | 20.560 | 1'35.187        | <b>244,3</b> | 9:05'20.226 |
| 5              | <b>12.635</b> | 33.044        | 29.014        | 20.799 | 1'35.492        | 243,8        | 9:06'55.718 |
| 6              | 12.786        | 32.963        | 29.130        | 20.838 | 1'35.717        | 243,2        | 9:08'31.435 |
| 7              | 12.953        | 33.206        | 29.282        | 21.124 | 1'36.565        | 243,8        | 9:10'08.000 |
| 8              | 12.858        | 33.259        | 28.963        | 20.838 | 1'35.918        | 243,2        | 9:11'43.918 |
| 9              | 12.803        | 33.210        | 29.107        | 20.779 | 1'35.899        | 242,7        | 9:13'19.817 |
| 10             | 12.796        | 32.849        | <b>28.866</b> | 20.868 | 1'35.379        | 243,8        | 9:14'55.196 |
| 11             | 12.764        | 32.737        | 28.938        | 20.674 | <b>1'35.113</b> | <b>244,3</b> | 9:16'30.309 |
| 12             | 12.813        | 33.210        | 29.094        | 20.747 | 1'35.864        | 242,7        | 9:18'06.173 |
| 13             | 12.912        | 34.266        | 28.953        | 20.754 | 1'36.885        | 220,0        | 9:19'43.058 |
| 14             | 12.675        | 32.893        | 29.013        | 20.781 | 1'35.362        | <b>244,3</b> | 9:21'18.420 |
| 15             | 13.074        | 33.450        | 29.736        | 20.945 | 1'37.205        | 242,7        | 9:22'55.625 |

### 169 Wayne Taylor Racing (1'34.098)

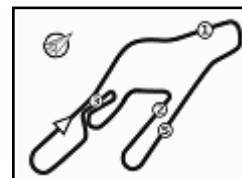
| Lap             | Seg.1  | Seg.2         | Seg.3  | Seg.4    | Lap Time  | km/h  | Local Time  |
|-----------------|--------|---------------|--------|----------|-----------|-------|-------------|
| William Hubbell |        |               |        |          |           |       |             |
| 1               |        |               | 37.765 | 25.423   | 2'51.826  | 225,0 | 9:00'55.570 |
| 2               | 15.806 | 39.962        | 34.833 | 25.364   | 1'55.965  | 233,3 | 9:02'51.535 |
| 3               | 15.802 | 38.857        | 33.530 | 23.681   | 1'51.870  | 234,8 | 9:04'43.405 |
| 4               | 14.863 | 38.624        | 33.114 | 22.916   | 1'49.517  | 236,3 | 9:06'32.922 |
| 5               | 14.676 | 38.252        | 32.448 | 22.835   | 1'48.211  | 236,3 | 9:08'21.133 |
| 6               | 14.395 | 38.155        | 32.525 | 23.373   | 1'48.448  | 238,4 | 9:10'09.581 |
| 7               | 14.229 | 37.151        | 33.120 | 22.815   | 1'47.315  | 236,8 | 9:11'56.896 |
| 8               | 14.682 | 36.745        | 33.389 | 23.223   | 1'48.039  | 229,3 | 9:13'44.935 |
| 9               | 14.759 | 37.362        | 32.281 | 23.134   | 1'47.536  | 236,8 | 9:15'32.471 |
| 10              | 15.234 | 37.284        | 32.805 | 22.926   | 1'48.249  | 236,3 | 9:17'20.720 |
| Alex Popow      |        |               |        |          |           |       |             |
| 11              | 14.713 | 37.214        | 32.029 | 1'46.663 | 3'10.619P | 235,8 | 9:20'31.339 |
| 12              | 17.437 | 33.586        | 29.974 | 20.939   | 1'41.936P | 240,0 | 9:22'13.275 |
| 13              | 13.363 | 33.418        | 29.231 | 20.528   | 1'36.540  | 241,1 | 9:23'49.815 |
| 14              | 12.623 | <b>32.302</b> | 28.866 | 20.926   | 1'34.717  | 242,7 | 9:25'24.532 |
| 15              | 12.685 | 32.452        | 28.935 | 20.384   | 1'34.456  | 242,7 | 9:26'58.988 |

16/11/2018

P = Pits In/Out - C = Lap-Time Cancelled

Powered by FICR PERUGIA TIMING





Autodromo Vallelunga 4.085 m

## USA + ASIA - Chronological Analysis Race 1

4 / 7

Start at 8:58'03.744

Race Time 45'20.339

| 211 Clazzio Racing (1'32.067) |               |               |               |        |                 |          |            |             |
|-------------------------------|---------------|---------------|---------------|--------|-----------------|----------|------------|-------------|
| Lap                           | Seg.1         | Seg.2         | Seg.3         | Seg.4  | Lap Time        | km/h     | Local Time |             |
| Kei Cozzolino                 |               |               |               |        |                 |          |            |             |
| 1                             |               |               |               |        | 20.165          | 1'36.292 |            | 8:59'40.036 |
| 2                             | 12.346        | 31.979        | 28.471        | 19.925 | 1'32.721        | 243,8    |            | 9:01'12.757 |
| 3                             | 12.277        | 32.027        | 28.740        | 20.025 | 1'33.069        | 244,9    |            | 9:02'45.826 |
| 4                             | 12.196        | 32.012        | 28.217        | 20.007 | 1'32.432        | 244,3    |            | 9:04'18.258 |
| 5                             | 12.134        | 31.867        | 28.326        | 19.931 | 1'32.258        | 245,5    |            | 9:05'50.516 |
| 6                             | 12.116        | <b>31.836</b> | <b>28.147</b> | 19.968 | <b>1'32.067</b> | 244,9    |            | 9:07'22.583 |
| 7                             | <b>12.084</b> | 31.997        | 28.321        | 20.131 | 1'32.533        | 244,9    |            | 9:08'55.116 |
| 8                             | 12.120        | 32.511        | 28.405        | 20.047 | 1'33.083        | 244,3    |            | 9:10'28.199 |
| 9                             | 12.099        | 32.010        | 28.536        | 20.192 | 1'32.837        | 244,9    |            | 9:12'01.036 |
| 10                            | 12.112        | 32.937        | 28.548        | 20.088 | 1'33.685        | 242,2    |            | 9:13'34.721 |
| 11                            | 12.272        | 32.248        | 28.510        | 20.114 | 1'33.144        | 244,9    |            | 9:15'07.865 |
| Race Time 52'39.569           |               |               |               |        |                 |          |            |             |
| 12                            | 12.231        | 32.406        | 28.627        | 20.256 | 1'33.520        | 245,5    |            | 9:16'41.385 |
| 13                            | 12.389        | 32.197        | 28.602        | 20.289 | 1'33.477        | 244,3    |            | 9:18'14.862 |
| 14                            | 12.165        | 31.975        | 28.599        | 20.233 | 1'32.972        | 245,5    |            | 9:19'47.834 |
| 15                            | 12.216        | 31.956        | 28.503        | 20.170 | 1'32.845        | 246,0    |            | 9:21'20.679 |

| 171 P1 Motorsport (1'31.973) |        |               |               |          |                 |              |             |
|------------------------------|--------|---------------|---------------|----------|-----------------|--------------|-------------|
| Lap                          | Seg.1  | Seg.2         | Seg.3         | Seg.4    | Lap Time        | km/h         | Local Time  |
| Loris Spinelli               |        |               |               |          |                 |              |             |
| 1                            |        | 35.428        | 30.348        | 20.592   | 2'43.533        | 238,9        | 9:00'47.277 |
| 2                            | 12.602 | 32.308        | 28.554        | 20.085   | 1'33.549        | 247,1        | 9:02'20.826 |
| 3                            | 12.399 | 31.630        | 28.090        | 19.854   | <b>1'31.973</b> | 247,7        | 9:03'52.799 |
| 4                            | 12.254 | <b>31.442</b> | 28.246        | 1'48.991 | 3'00.933P       | 247,7        | 9:06'53.732 |
| 5                            | 16.309 | 36.763        | 28.075        | 19.998   | 1'41.145P       | 191,2        | 9:08'34.877 |
| 6                            | 12.206 | 31.568        | 28.470        | 21.108   | 1'33.352        | 247,7        | 9:10'08.229 |
| 7                            | 12.780 | 31.780        | <b>28.023</b> | 20.087   | 1'32.670        | 247,1        | 9:11'40.899 |
| 8                            | 12.254 | 31.613        | 28.175        | 20.236   | 1'32.278        | 247,7        | 9:13'13.177 |
| 9                            | 12.345 | 31.885        | 28.432        | 20.103   | 1'32.765        | 247,7        | 9:14'45.942 |
| 10                           | 12.223 | 31.742        | 30.983        | 2'32.450 | 3'47.398P       | <b>248,3</b> | 9:18'33.340 |
| 11                           | 16.620 | 32.047        | 28.393        | 20.137   | 1'37.197P       | 246,6        | 9:20'10.537 |
| 12                           | 12.232 | 31.636        | 28.799        | 24.913   | 1'37.580        | 247,7        | 9:21'48.117 |
| Race Time 23'44.373          |        |               |               |          |                 |              |             |

| 202 Leipert Motorsport (1'32.647) |               |               |               |          |                 |       |             |
|-----------------------------------|---------------|---------------|---------------|----------|-----------------|-------|-------------|
| Lap                               | Seg.1         | Seg.2         | Seg.3         | Seg.4    | Lap Time        | km/h  | Local Time  |
| Richard Muscat                    |               |               |               |          |                 |       |             |
| 1                                 |               |               |               | 20.308   | 1'37.932        |       | 8:59'41.676 |
| 2                                 | 12.707        | 32.010        | 28.733        | 20.104   | 1'33.554        | 242,7 | 9:01'15.230 |
| 3                                 | 12.527        | 31.998        | 28.271        | 20.747   | 1'33.543        | 243,8 | 9:02'48.773 |
| 4                                 | 12.501        | 31.883        | 28.366        | 20.115   | 1'32.865        | 243,2 | 9:04'21.638 |
| 5                                 | 12.489        | 31.824        | 28.253        | 20.081   | <b>1'32.647</b> | 243,8 | 9:05'54.285 |
| 6                                 | 12.430        | 31.901        | <b>28.244</b> | 20.169   | 1'32.744        | 243,2 | 9:07'27.029 |
| 7                                 | 12.411        | 31.861        | 28.290        | 20.123   | 1'32.685        | 244,3 | 9:08'59.714 |
| 8                                 | 12.369        | <b>31.800</b> | 28.402        | 20.322   | 1'32.893        | 244,9 | 9:10'32.607 |
| 9                                 | 12.373        | 31.870        | 28.359        | 20.186   | 1'32.788        | 243,8 | 9:12'05.395 |
| 10                                | 12.398        | 31.945        | 28.823        | 20.209   | 1'33.375        | 245,5 | 9:13'38.770 |
| 11                                | 12.477        | 32.066        | 28.428        | 20.568   | 1'33.539        | 243,8 | 9:15'12.309 |
| 12                                | 12.457        | 32.731        | 28.705        | 20.353   | 1'34.246        | 242,2 | 9:16'46.555 |
| 13                                | 12.486        | 32.032        | 28.606        | 20.284   | 1'33.408        | 244,3 | 9:18'19.963 |
| 14                                | 12.419        | 32.092        | 28.667        | 20.256   | 1'33.434        | 244,9 | 9:19'53.397 |
| 15                                | 12.444        | 32.125        | 28.789        | 20.411   | 1'33.769        | 244,3 | 9:21'27.166 |
| 16                                | 12.455        | 31.891        | 28.551        | 20.340   | 1'33.237        | 244,3 | 9:23'00.403 |
| Ben Gersekowski                   |               |               |               |          |                 |       |             |
| 17                                | <b>12.364</b> | 32.579        | 28.787        | 1'43.964 | 2'57.694P       | 241,6 | 9:25'58.097 |
| 18                                | 15.855        | 33.370        | 29.548        | 20.459   | 1'39.232P       | 242,7 | 9:27'37.329 |
| 19                                | 12.467        | 32.731        | 29.092        | 20.408   | 1'34.698        | 242,7 | 9:29'12.027 |
| 20                                | 12.376        | 32.250        | 29.024        | 20.518   | 1'34.168        | 243,2 | 9:30'46.195 |
| 21                                | 12.518        | 32.416        | 29.048        | 20.455   | 1'34.437        | 243,2 | 9:32'20.632 |
| 22                                | 12.492        | 32.829        | 29.058        | 20.374   | 1'34.753        | 244,3 | 9:33'55.385 |
| 23                                | 12.426        | 32.483        | 29.210        | 20.517   | 1'34.636        | 244,3 | 9:35'30.021 |
| 24                                | 12.559        | 32.585        | 29.358        | 20.841   | 1'35.343        | 244,3 | 9:37'05.364 |
| 25                                | 12.437        | 32.212        | 29.009        | 20.315   | 1'33.973        | 244,9 | 9:38'39.337 |
| 26                                | 12.403        | 32.619        | 29.133        | 20.357   | 1'34.512        | 244,9 | 9:40'13.849 |
| 27                                | 12.539        | 32.497        | 29.323        | 20.251   | 1'34.610        | 244,3 | 9:41'48.459 |
| 28                                | 12.411        | 32.716        | 29.598        | 20.899   | 1'35.624        | 244,3 | 9:43'24.083 |

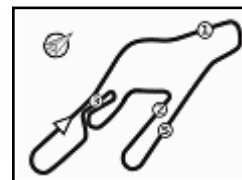
| 219 FFF Racing Team (1'32.648) |               |               |               |          |                 |          |            |             |
|--------------------------------|---------------|---------------|---------------|----------|-----------------|----------|------------|-------------|
| Lap                            | Seg.1         | Seg.2         | Seg.3         | Seg.4    | Lap Time        | km/h     | Local Time |             |
| James Pull                     |               |               |               |          |                 |          |            |             |
| 1                              |               |               |               |          | 20.094          | 1'36.766 |            | 8:59'40.510 |
| 2                              | 12.502        | 31.879        | 28.610        | 20.099   | 1'33.090        | 244,9    |            | 9:01'13.600 |
| 3                              | 12.435        | 31.910        | <b>28.361</b> | 20.277   | 1'32.983        | 246,6    |            | 9:02'46.583 |
| 4                              | 12.415        | 31.905        | 28.480        | 20.077   | 1'32.877        | 244,9    |            | 9:04'19.460 |
| 5                              | 12.308        | 31.883        | 28.511        | 20.105   | 1'32.807        | 245,5    |            | 9:05'52.267 |
| 6                              | 12.254        | 31.868        | 28.451        | 20.075   | <b>1'32.648</b> | 244,9    |            | 9:07'24.915 |
| 7                              | <b>12.242</b> | 31.996        | 28.414        | 20.198   | 1'32.850        | 246,0    |            | 9:08'57.765 |
| 8                              | 12.267        | 31.898        | 28.839        | 20.206   | 1'33.210        | 246,0    |            | 9:10'30.975 |
| 9                              | 12.312        | <b>31.805</b> | 28.696        | 20.213   | 1'33.026        | 245,5    |            | 9:12'04.001 |
| 10                             | 12.277        | 32.414        | 29.199        | 20.248   | 1'34.138        |          |            | 9:13'38.139 |
| 11                             | 12.425        | 31.932        | 28.498        | 20.498   | 1'33.353        | 246,0    |            | 9:15'11.492 |
| 12                             | 12.605        | 32.814        | 28.751        | 20.262   | 1'34.432        | 244,3    |            | 9:16'45.924 |
| 13                             | 12.313        | 31.819        | 28.694        | 20.312   | 1'33.138        | 245,5    |            | 9:18'19.062 |
| 14                             | 12.335        | 32.293        | 28.616        | 20.226   | 1'33.470        | 244,3    |            | 9:19'52.532 |
| 15                             | 12.302        | 31.948        | 28.567        | 20.177   | 1'32.994        | 245,5    |            | 9:21'25.526 |
| Jack Bartholomew               |               |               |               |          |                 |          |            |             |
| 16                             | 12.261        | 31.969        | 28.504        | 1'44.550 | 2'57.284P       | 246,0    |            | 9:24'22.810 |
| 17                             | 16.004        | 33.015        | 29.251        | 20.599   | 1'38.869P       | 244,9    |            | 9:26'01.679 |
| 18                             | 12.528        | 33.322        | 29.695        | 20.515   | 1'36.060        | 244,9    |            | 9:27'37.739 |
| 19                             | 12.462        | 32.845        | 29.220        | 20.538   | 1'35.065        | 245,5    |            | 9:29'12.804 |
| 20                             | 12.402        | 32.389        | 29.263        | 20.424   | 1'34.478        | 246,0    |            | 9:30'47.282 |
| 21                             | 12.304        | 32.268        | 28.831        | 20.475   | 1'33.878        | 246,0    |            | 9:32'21.160 |
| 22                             | 12.410        | 32.760        | 28.903        | 20.575   | 1'34.648        | 246,6    |            | 9:33'55.808 |

16/11/2018

P = Pits In/Out - C = Lap-Time Cancelled

Powered by FICR PERUGIA TIMING





## USA + ASIA - Chronological Analysis Race 1

Autodromo Vallelunga 4.085 m

Start at 8:58'03.744

5 / 7

|    |        |        |        |        |          |              |             |    |               |               |               |        |                 |       |             |
|----|--------|--------|--------|--------|----------|--------------|-------------|----|---------------|---------------|---------------|--------|-----------------|-------|-------------|
| 23 | 12.390 | 32.552 | 28.960 | 20.786 | 1'34.688 | 245,5        | 9:35'30.496 | 14 | 15.529        | 32.546        | 29.038        | 20.272 | 1'37.385P       | 243,2 | 9:21'55.057 |
| 24 | 12.395 | 32.738 | 28.953 | 21.183 | 1'35.269 | 246,6        | 9:37'05.765 | 15 | 12.535        | 32.225        | <b>28.412</b> | 20.386 | 1'33.558        | 244,3 | 9:23'28.615 |
| 25 | 12.419 | 32.362 | 28.946 | 20.562 | 1'34.289 | 246,0        | 9:38'40.054 | 16 | 12.509        | <b>32.096</b> | 28.678        | 20.316 | 1'33.599        | 245,5 | 9:25'02.214 |
| 26 | 12.333 | 32.490 | 28.892 | 20.698 | 1'34.413 | 245,5        | 9:40'14.467 | 17 | 12.387        | 32.200        | 28.769        | 20.484 | 1'33.840        | 243,8 | 9:26'36.054 |
| 27 | 12.369 | 32.690 | 28.911 | 20.712 | 1'34.682 | 245,5        | 9:41'49.149 | 18 | 12.403        | 32.942        | 28.852        | 20.245 | 1'34.442        | 245,5 | 9:28'10.496 |
| 28 | 12.310 | 32.866 | 28.892 | 21.350 | 1'35.418 | 245,5        | 9:43'24.567 | 19 | 12.365        | 32.270        | 28.575        | 20.307 | <b>1'33.517</b> | 245,5 | 9:29'44.013 |
| 29 | 12.443 | 32.611 | 29.842 | 20.725 | 1'35.621 | <b>247,1</b> | 9:45'00.188 | 20 | 12.863        | 32.260        | 28.744        | 20.432 | 1'34.299        | 244,9 | 9:31'18.312 |
| 30 | 12.566 | 32.841 | 29.310 | 20.484 | 1'35.201 | 246,6        | 9:46'35.389 | 21 | 12.444        | 32.472        | 29.086        | 20.398 | 1'34.400        | 243,8 | 9:32'52.712 |
| 31 | 12.435 | 32.562 | 28.996 | 20.539 | 1'34.532 | <b>247,1</b> | 9:48'09.921 | 22 | <b>12.361</b> | 32.423        | 28.679        | 20.407 | 1'33.870        | 245,5 | 9:34'26.582 |
| 32 | 12.413 | 32.269 | 29.473 | 20.511 | 1'34.666 | 246,6        | 9:49'44.587 | 23 | 12.527        | 32.920        | 29.610        | 20.445 | 1'35.502        | 245,5 | 9:36'02.084 |

Race Time 51'40.843

### 230 YH Racing Team (1'34.990)

| Lap               | Seg.1  | Seg.2  | Seg.3  | Seg.4    | Lap Time | km/h        | Local Time  |
|-------------------|--------|--------|--------|----------|----------|-------------|-------------|
| Takamichi Matsuda |        |        |        |          |          |             |             |
| 1                 |        |        | 21.622 | 1'46.153 |          | 8:59'49.897 |             |
| 2                 | 13.089 | 33.695 | 29.961 | 21.269   | 1'38.014 | 241,1       | 9:01'27.911 |
| 3                 | 13.144 | 33.693 | 30.002 | 21.563   | 1'38.402 | 242,2       | 9:03'06.313 |
| 4                 | 13.234 | 33.882 | 29.853 | 21.514   | 1'38.483 | 241,6       | 9:04'44.796 |
| 5                 | 13.759 | 35.142 | 29.918 | 21.517   | 1'40.336 | 236,8       | 9:06'25.132 |
| 6                 | 13.100 | 33.813 | 30.203 | 21.625   | 1'38.741 | 241,6       | 9:08'03.873 |
| 7                 | 13.280 | 33.680 | 30.517 | 21.811   | 1'39.288 | 240,5       | 9:09'43.161 |
| 8                 | 14.107 | 33.792 | 31.155 | 21.519   | 1'40.573 | 241,6       | 9:11'23.734 |
| 9                 | 12.879 | 33.640 | 30.168 | 21.436   | 1'38.123 | 241,6       | 9:13'01.857 |
| 10                | 13.067 | 33.484 | 30.058 | 21.219   | 1'37.828 | 241,6       | 9:14'39.685 |
| 11                | 13.259 | 33.880 | 32.264 | 21.348   | 1'40.751 | 240,0       | 9:16'20.436 |
| 12                | 13.128 | 33.924 | 30.419 | 22.341   | 1'39.812 | 240,0       | 9:18'00.248 |

### Dajiro Yoshihara

|    |               |               |               |          |                 |              |             |
|----|---------------|---------------|---------------|----------|-----------------|--------------|-------------|
| 13 | 12.998        | 36.525        | 30.315        | 1'49.492 | 3'09.330P       | 237,9        | 9:21'09.578 |
| 14 | 19.192        | 35.856        | 32.670        | 21.580   | 1'49.298P       | 242,2        | 9:22'58.876 |
| 15 | 13.285        | 34.587        | 30.264        | 21.124   | 1'39.260        | 240,0        | 9:24'38.136 |
| 16 | 12.977        | 33.155        | 29.783        | 20.800   | 1'36.715        | 243,2        | 9:26'14.851 |
| 17 | 13.039        | 32.832        | 30.490        | 20.682   | 1'37.043        | 244,3        | 9:27'51.894 |
| 18 | 12.864        | 34.338        | 29.709        | 20.918   | 1'37.829        | 241,1        | 9:29'29.723 |
| 19 | 13.076        | 33.758        | 30.584        | 21.949   | 1'39.367        | 244,9        | 9:31'09.090 |
| 20 | 13.033        | 32.754        | 29.406        | 21.155   | 1'36.348        | 245,5        | 9:32'45.438 |
| 21 | 12.925        | 33.767        | 30.481        | 21.241   | 1'38.414        | 245,5        | 9:34'23.852 |
| 22 | 13.198        | 33.313        | <b>29.118</b> | 20.628   | 1'36.257        | 244,9        | 9:36'00.109 |
| 23 | <b>12.817</b> | <b>32.483</b> | 29.190        | 20.500   | <b>1'34.990</b> | 245,5        | 9:37'35.099 |
| 24 | 12.840        | 32.737        | 29.532        | 20.973   | 1'36.082        | 244,9        | 9:39'11.181 |
| 25 | 12.918        | 33.166        | 29.454        | 21.307   | 1'36.845        | 244,9        | 9:40'48.026 |
| 26 | 12.990        | 34.231        | 30.008        | 20.709   | 1'37.938        | 245,5        | 9:42'25.964 |
| 27 | 12.871        | 32.635        | 29.401        | 20.672   | 1'35.579        | <b>246,6</b> | 9:44'01.543 |
| 28 | 13.033        | 33.085        | 29.537        | 21.002   | 1'36.657        | 246,0        | 9:45'38.200 |
| 29 | 12.933        | 33.721        | 30.313        | 21.037   | 1'38.004        | 246,0        | 9:47'16.204 |
| 30 | 13.926        | 33.623        | 29.581        | 21.122   | 1'38.252        | 245,5        | 9:48'54.456 |
| 31 | 13.075        | 33.027        | 30.392        | 21.193   | 1'37.687        | <b>246,6</b> | 9:50'32.143 |

Race Time 52'28.399

### 233 Leipert Motorsport (1'33.517)

| Lap             | Seg.1  | Seg.2  | Seg.3  | Seg.4    | Lap Time  | km/h  | Local Time  |
|-----------------|--------|--------|--------|----------|-----------|-------|-------------|
| Mikko Eskelinen |        |        |        |          |           |       |             |
| 1               |        |        |        | 21.022   | 1'43.185  |       | 8:59'46.929 |
| 2               | 13.070 | 32.823 | 29.092 | 20.831   | 1'35.816  | 241,6 | 9:01'22.745 |
| 3               | 13.147 | 33.092 | 28.871 | 20.875   | 1'35.985  | 240,5 | 9:02'58.730 |
| 4               | 12.960 | 33.772 | 28.871 | 20.971   | 1'36.574  | 241,1 | 9:04'35.304 |
| 5               | 12.869 | 32.722 | 28.730 | 20.950   | 1'35.271  | 242,2 | 9:06'10.575 |
| 6               | 12.819 | 32.539 | 28.697 | 20.769   | 1'34.824  | 241,6 | 9:07'45.399 |
| 7               | 12.823 | 32.597 | 28.715 | 20.627   | 1'34.762  | 242,2 | 9:09'20.161 |
| 8               | 12.799 | 32.945 | 28.890 | 20.705   | 1'35.339  | 242,7 | 9:10'55.500 |
| 9               | 12.790 | 32.955 | 28.814 | 20.503   | 1'35.062  | 241,1 | 9:12'30.562 |
| 10              | 12.686 | 32.709 | 28.745 | 20.566   | 1'34.706  | 242,7 | 9:14'05.268 |
| 11              | 12.774 | 32.671 | 28.808 | 20.637   | 1'34.890  | 242,2 | 9:15'40.158 |
| 12              | 12.712 | 32.954 | 29.353 | 20.916   | 1'35.935  | 242,2 | 9:17'16.093 |
| Juuso Puhakka   |        |        |        |          |           |       |             |
| 13              | 12.703 | 32.704 | 28.936 | 1'47.236 | 3'01.579P | 242,7 | 9:20'17.672 |

### 244 852 Challengers (1'39.709)

| Lap       | Seg.1  | Seg.2  | Seg.3  | Seg.4  | Lap Time | km/h         | Local Time  |
|-----------|--------|--------|--------|--------|----------|--------------|-------------|
| Paul Wong |        |        |        |        |          |              |             |
| 1         |        |        |        |        | 21.669   | 1'48.423     | 8:59'52.167 |
| 2         | 13.432 | 35.071 | 30.724 | 21.512 | 1'40.739 | <b>243,8</b> | 9:01'32.906 |
| 3         | 13.569 | 35.208 | 30.405 | 21.510 | 1'40.692 | 238,4        | 9:03'13.598 |
| 4         | 13.645 | 34.866 | 30.230 | 21.689 | 1'40.430 | 242,7        | 9:04'54.028 |

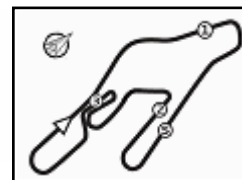
16/11/2018

P = Pits In/Out - C = Lap-Time Cancelled

Powered by FICR PERUGIA TIMING







Autodromo Vallelunga 4.085 m

7 / 7

## USA + ASIA - Chronological Analysis Race 1

Start at 8:58'03.744

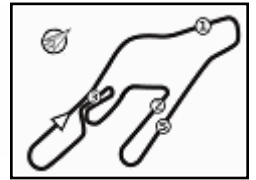
|    |               |               |               |        |          |              |             |
|----|---------------|---------------|---------------|--------|----------|--------------|-------------|
| 25 | 13.021        | 33.939        | 30.556        | 21.554 | 1'39.070 | 244,3        | 9:40'49.855 |
| 26 | 14.681        | 33.582        | 30.166        | 21.060 | 1'39.489 | 246,0        | 9:42'29.344 |
| 27 | 13.079        | 33.087        | 30.019        | 20.991 | 1'37.176 | <b>246,6</b> | 9:44'06.520 |
| 28 | <b>12.941</b> | 33.582        | 29.671        | 20.876 | 1'37.070 | 245,5        | 9:45'43.590 |
| 29 | 13.033        | 33.093        | <b>29.240</b> | 21.153 | 1'36.519 | <b>246,6</b> | 9:47'20.109 |
| 30 | 13.180        | <b>32.933</b> | 42.068        | 21.199 | 1'49.380 | 246,0        | 9:49'09.489 |
| 31 | 13.416        | 33.403        | 30.530        | 22.768 | 1'40.117 | 241,1        | 9:50'49.606 |

Race Time 52'45.862

### 298 Aylezo Motorsport (1'33.287)

| Lap                | Seg.1         | Seg.2         | Seg.3         | Seg.4    | Lap Time        | km/h         | Local Time  |
|--------------------|---------------|---------------|---------------|----------|-----------------|--------------|-------------|
| Massimiliano Wiser |               |               |               |          |                 |              |             |
| 1                  |               |               | 20.424        |          | 1'39.809        |              | 8:59'43.553 |
| 2                  | 12.370        | 32.446        | 28.825        | 20.200   | 1'33.841        | 245,5        | 9:01'17.394 |
| 3                  | 12.205        | 32.559        | 28.809        | 20.508   | 1'34.081        | 246,0        | 9:02'51.475 |
| 4                  | 12.417        | 32.452        | 28.737        | 20.281   | 1'33.887        | 245,5        | 9:04'25.362 |
| 5                  | 12.275        | 32.327        | 28.592        | 20.234   | 1'33.428        | 246,0        | 9:05'58.790 |
| 6                  | <b>12.118</b> | 32.228        | 28.583        | 20.358   | <b>1'33.287</b> | 246,0        | 9:07'32.077 |
| 7                  | 12.466        | 32.343        | <b>28.560</b> | 20.281   | 1'33.650        | 246,0        | 9:09'05.727 |
| 8                  | 12.334        | 32.297        | 28.783        | 20.655   | 1'34.069        | 245,5        | 9:10'39.796 |
| 9                  | 12.239        | 32.248        | 29.202        | 20.764   | 1'34.453        | 246,0        | 9:12'14.249 |
| 10                 | 12.798        | 33.022        | 28.837        | 20.415   | 1'35.072        | 243,8        | 9:13'49.321 |
| 11                 | 12.418        | 32.732        | 28.892        | 20.765   | 1'34.807        | 245,5        | 9:15'24.128 |
| 12                 | 12.376        | 33.037        | 29.231        | 20.450   | 1'35.094        | 244,9        | 9:16'59.222 |
| 13                 | 12.426        | 32.580        | 28.881        | 21.216   | 1'35.103        | 246,0        | 9:18'34.325 |
| 14                 | 12.506        | 32.500        | 29.116        | 20.586   | 1'34.708        | 244,3        | 9:20'09.033 |
| 15                 | 12.425        | 32.282        | 29.037        | 20.510   | 1'34.254        | 245,5        | 9:21'43.287 |
| 16                 | 12.402        | <b>32.227</b> | 28.910        | 20.588   | 1'34.127        | 245,5        | 9:23'17.414 |
| 17                 | 12.602        | 32.380        | 28.869        | 20.429   | 1'34.280        | 246,0        | 9:24'51.694 |
| Kumar Prabakaran   |               |               |               |          |                 |              |             |
| 18                 | 12.605        | 32.432        | 28.936        | 1'47.795 | 3'01.768P       | <b>247,1</b> | 9:27'53.462 |
| 19                 | 18.274        | 37.147        | 31.069        | 22.459   | 1'48.949P       | 236,3        | 9:29'42.411 |
| 20                 | 15.128        | 37.612        | 31.665        | 23.216   | 1'47.621        | 238,4        | 9:31'30.032 |
| 21                 | 15.902        | 38.328        | 33.431        | 23.152   | 1'50.813        | 233,8        | 9:33'20.845 |
| 22                 | 15.253        | 38.483        | 34.410        | 24.260   | 1'52.406        | 232,8        | 9:35'13.251 |
| 23                 | 14.958        | 39.964        | 34.555        | 24.928   | 1'54.405        | 232,8        | 9:37'07.656 |
| 24                 | 15.268        | 38.085        | 32.297        | 23.366   | 1'49.016        | 235,3        | 9:38'56.672 |
| 25                 | 15.452        | 38.900        | 34.593        | 24.034   | 1'52.979        | 223,6        | 9:40'49.651 |
| 26                 | 15.819        | 38.032        | 32.310        | 24.525   | 1'50.686        | 219,1        | 9:42'40.337 |
| 27                 | 15.254        | 38.061        | 33.328        | 23.525   | 1'50.168        | 223,1        | 9:44'30.505 |
| 28                 | 15.316        | 38.135        | 33.699        | 23.598   | 1'50.748        | 235,3        | 9:46'21.253 |
| 29                 | 14.908        | 37.606        | 32.282        | 23.667   | 1'48.463        | 232,3        | 9:48'09.716 |
| 30                 | 15.721        | 39.460        | 32.493        | 23.319   | 1'50.993        | 229,3        | 9:50'00.709 |

Race Time 51'56.965

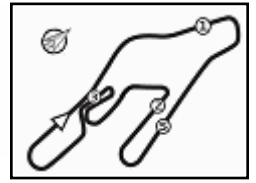


Autodromo Vallelunga 4.085 m

**USA + ASIA - Pit Times Race 1**

| No. | Entrant             | Driver        |         | Race Time | Local Time  | Time      |
|-----|---------------------|---------------|---------|-----------|-------------|-----------|
| 101 | Wayne Taylor Racing | T.HINDMAN     | PIT IN  | 23'54.438 | 9:21'58.182 | 1'43.754  |
|     |                     | J.CECOTTO     | PIT OUT | 25'38.192 | 9:23'41.936 |           |
| 102 | XR Consulting LLC   | R.HARDWICK    | PIT IN  | 24'25.436 | 9:22'29.180 | 1'35.906  |
|     |                     |               | PIT OUT | 26'01.342 | 9:24'05.086 |           |
| 109 | US Race Tronics     | D.OCKEY       | PIT IN  | 25'56.534 | 9:24'00.278 | 1'34.285  |
|     |                     |               | PIT OUT | 27'30.819 | 9:25'34.563 |           |
| 110 | Wayne Taylor Racing | R.SELLARI     | PIT IN  | 21'28.917 | 9:19'32.661 | 17'33.278 |
|     |                     |               | PIT OUT | 39'02.195 | 9:37'05.939 |           |
|     |                     |               | PIT IN  | 42'52.321 | 9:40'56.065 |           |
| 117 | US Race Tronics     | B.THIENES     | PIT IN  | 21'22.570 | 9:19'26.314 | 1'34.193  |
|     |                     |               | PIT OUT | 22'56.763 | 9:21'00.507 |           |
| 121 | XR Consulting LLC   | J.PRICE       | PIT IN  | 21'43.633 | 9:19'47.377 | 1'42.704  |
|     |                     |               | PIT OUT | 23'26.337 | 9:21'30.081 |           |
| 129 | Change Racing       | C.LEWIS       | PIT IN  | 22'28.017 | 9:20'31.761 | 1'31.540  |
|     |                     | M.SNOW        | PIT OUT | 23'59.557 | 9:22'03.301 |           |
| 133 | Wayne Taylor Racing | C.CASSELS     | PIT IN  | 23'03.001 | 9:21'06.745 | 1'33.940  |
|     |                     |               | PIT OUT | 24'36.941 | 9:22'40.685 |           |
|     |                     |               | PIT IN  | 45'33.862 | 9:43'37.606 |           |
|     |                     |               | PIT OUT | 47'19.374 | 9:45'23.118 |           |
| 150 | US Race Tronics     | E.PISCOPO     | PIT IN  | 27'09.856 | 9:25'13.600 | 1'31.216  |
|     |                     | T.PROTO       | PIT OUT | 28'41.072 | 9:26'44.816 |           |
| 166 | P1 Motorsport       | B.MEREDITH    | PIT IN  | 26'22.118 | 9:24'25.862 | 1'40.488  |
|     |                     |               | PIT OUT | 28'02.606 | 9:26'06.350 |           |
| 167 | PPM                 | M.BARKEY      | PIT IN  | 25'06.052 | 9:23'09.796 | 1'29.758  |
|     |                     | S.HOLBROOK    | PIT OUT | 26'35.810 | 9:24'39.554 |           |
|     |                     |               | PIT IN  | 39'32.027 | 9:37'35.771 |           |
|     |                     |               | PIT OUT | 40'03.794 | 9:38'07.538 |           |
|     |                     |               | PIT IN  | 41'51.590 | 9:39'55.334 |           |
| 169 | Wayne Taylor Racing | W.HUBBELL     | PIT IN  | 20'55.098 | 9:18'58.842 | 1'32.497  |
|     |                     | A.POPOW       | PIT OUT | 22'27.595 | 9:20'31.339 |           |
| 171 | P1 Motorsport       | L.SPINELLI    | PIT IN  | 7'13.205  | 9:05'16.949 | 2'19.095  |
|     |                     |               | PIT OUT | 8'49.988  | 9:06'53.732 |           |
|     |                     |               | PIT IN  | 18'10.501 | 9:16'14.245 |           |
|     |                     |               | PIT OUT | 20'29.596 | 9:18'33.340 |           |
|     |                     |               | PIT IN  | 25'08.608 | 9:23'12.352 |           |
| 202 | Leipert Motorsport  | R.MUSCAT      | PIT IN  | 26'22.755 | 9:24'26.499 | 1'31.598  |
|     |                     | B.GERSEKOWSKI | PIT OUT | 27'54.353 | 9:25'58.097 |           |
|     |                     |               | PIT IN  | 47'04.418 | 9:45'08.162 |           |
| 211 | Clazzio Racing      | K.COZZOLINO   | PIT IN  | 24'43.823 | 9:22'47.567 | 1'30.229  |
|     |                     | A.YAZID       | PIT OUT | 26'14.052 | 9:24'17.796 |           |
| 219 | FFF Racing Team     | J.PULL        | PIT IN  | 24'46.757 | 9:22'50.501 | 1'32.309  |
|     |                     | J.BARTHOLOMEW | PIT OUT | 26'19.066 | 9:24'22.810 |           |
| 230 | YH Racing Team      | T.MATSUDA     | PIT IN  | 21'30.208 | 9:19'33.952 | 1'35.626  |
|     |                     | D.YOSHIHARA   | PIT OUT | 23'05.834 | 9:21'09.578 |           |
| 233 | Leipert Motorsport  | M.ESKELINEN   | PIT IN  | 20'39.687 | 9:18'43.431 | 1'34.241  |
|     |                     | J.PUHAKKA     | PIT OUT | 22'13.928 | 9:20'17.672 |           |
| 238 | Hojust Racing       | T.MATSUMOTO   | PIT IN  | 21'50.362 | 9:19'54.106 | 1'33.983  |
|     |                     | T.OCHIAI      | PIT OUT | 23'24.345 | 9:21'28.089 |           |
| 244 | 852 Challengers     | P.WONG        | PIT IN  | 22'10.113 | 9:20'13.857 | 1'39.674  |
|     |                     |               | PIT OUT | 23'49.787 | 9:21'53.531 |           |





Autodromo Vallelunga 4.085 m

**USA + ASIA - Pit Times Race 1**

| No. | Entrant           | Driver       |         | Race Time | Local Time  | Time     |
|-----|-------------------|--------------|---------|-----------|-------------|----------|
| 263 | FFF Racing Team   | A.AMICI      | PIT IN  | 20'21.309 | 9:18'25.053 |          |
|     |                   | A.JANOSZ     | PIT OUT | 21'55.271 | 9:19'59.015 | 1'33.962 |
| 268 | Gama Racing       | A.ASAI       | PIT IN  | 20'35.375 | 9:18'39.119 |          |
|     |                   | Y.CHEN       | PIT OUT | 22'09.450 | 9:20'13.194 | 1'34.075 |
| 288 | GDL Racing Team   | G.MURRONI    | PIT IN  | 21'31.385 | 9:19'35.129 |          |
|     |                   |              | PIT OUT | 23'10.110 | 9:21'13.854 | 1'38.725 |
| 298 | Aylezo Motorsport | M.WISER      | PIT IN  | 28'15.140 | 9:26'18.884 |          |
|     |                   | K.PRABAKARAN | PIT OUT | 29'49.718 | 9:27'53.462 | 1'34.578 |